

FY 2020 BUDGET ACCOUNTABILITY REPORT as of DECEMBER 31, 2020

Department: Department of Education El Salvador City Division

Agency:

Operating Unit:

Organization Code (UACS):


Report Status:

Particulars	UACS CODE	Physical Target (2020)					Physical Accomplishments (2020)					Variance	Division Personnel Assinged	
		Total	1st Quarter	2nd Quarter	3rd Quarter	4th Quarter	Total	1st Quarter	2nd Quarter	3rd Quarter	4th Quarter			
1	2	3=4+5+6+7	4	5	6	7	8=9+10+11+	9	10	11	12	13=8-3	14	
OO : Access of every Filipino to an enhanced basic education program enabling them to prepare for further education and the world of work achieved														
1. EDUCATION POLICY DEVELOPMENT PROGRAM														
1.1 Outcome Indicators														
1.1.1 Percentage of completed education researches used for policy development														Central Office Personnel
1.1.2. Percentage of satisfactory feedback from clients on issued policies														Central Office Personnel
1.2. Output Indicators														
1.2.1. Number of policies formulated, reviewed, and issued														Central Office Personnel
1.2.2. Number of education researches completed		25				25	19				19	6	Senior Educations Program Specialist-Planning and Research/Division Research Coordinator	
1.2.3. Number of proposed policies reviewed													Central Office Personnel	
2. BASIC EDUCATION INPUTS PROGRAM														
2.1. Outcome Indicators														
2.1.1. Percentage of schools meeting the standard ratio for teachers														
2.1.1.a. Elementary		1				100.00%	1				100%	0.00%	Division Planning Officer	
2.1.1.b. Junior High School		1				100.00%	1				100%	0.00%	Division Planning Officer	
2.1.2. Classroom Pupil Ratio														
2.1.2.a. Kindergarten													Central Office Personnel	
2.1.2.b. Grades 1-3													Central Office Personnel	
2.1.2.c. Grades 4-6													Central Office Personnel	
2.1.2.d. Junior High School													Central Office Personnel	
2.1.3. Percentage of schools with computer package														
2.1.3.a. Elementary													Central Office Personnel	
2.1.3.b. Secondary													Central Office Personnel	
2.2. Output Indicators														
2.2.1. Number of:														
2.2.1.a. new classrooms constructed														Central Office Personnel
2.2.1.b. textbooks and instructional /learning materials procured for printing and delivery														Central Office Personnel
2.2.2. Number of equipment distributed:														
2.2.2.a. Science and Math package														Central Office Personnel
2.2.2.b. ICT package														Central Office Personnel
2.2.2.c. TechVoc Equipment														Central Office Personnel


2.2.3. Number of:																			Administrative Officer IV (Personnel) - HRMO	
2.2.3.a. newly-created teaching positions (Indicative Allocation)																			Central Office Personnel	
2.2.3.b. filled up positions	5		5			17		0	17					12					Administrative Officer IV (Personnel) - HRMO	
3. INCLUSIVE EDUCATION PROGRAM																				
3.1. Outcome Indicators																				
3.1.1. Percentage of learners enrolled in:																				
3.1.1.a. Multigrade (public)	0				0	0				0				0					0	Division Multigrade Coordinators
3.1.1.b. SPED (public)	0.17%				0.17%	0.0034				0.34%				0					0	Division SPED Coordinator
3.1.1.c. ALIVE (both public and private)	0				0	0				0				0					0	Education Program Supervisor - ALIVE / Division ALIVE Coordinator
3.1.1.d. IPED (public)	0				0	0				0				0					0	Education Program Supervisor - IPED / Division IPED Coordinator
3.1.1.e. ALS	825				825	328				328				497					497	Education Program Supervisor - ALS / Division ALS Coordinator
3.2. Output Indicators																				
3.2.1. Number of schools offering the following programs:																				
3.2.1.a. ALIVE	0				0	0				0				0					0	Education Program Supervisor - ALIVE / Division ALIVE Coordinator
3.2.1.b. IPED	0				0	0				0				0					0	Education Program Supervisor - IPED / Division IPED Coordinator
3.2.1.c. SPED	2				2	5				5				3					3	Division SPED Coordinator
3.2.1.d. Multigrade Education Program	0				0	0				0				0					0	Division Multigrade Coordinators
3.2.2. Number of Community Learning Centers (CLCs) offering ALS	1				1	1				1				0					0	Division Planning Officer
4. SUPPORT TO SCHOOLS AND LEARNERS PROGRAM																				
4.1. Outcome Indicators																				
4.1.1. Retention rate (both)																				
4.1.1.a. Elementary	101.36%				101.36%	0				NDA				1.0136					1.0136	Division Planning Officer
4.1.1.b. Junior High School	98.00%				98.00%	0				NDA				0.98					0.98	Division Planning Officer
4.1.2. Completion rate (both)																				
4.1.2.a. Elementary	99.80%				99.80%	0				NDA				0.998					0.998	Division Planning Officer
4.1.2.b. Junior High School	90.00%				90.00%	0				NDA				0.9					0.9	Division Planning Officer
4.1.3. Proportion of children and young people achieving at least nearly Proficient																				
4.1.3.a. Elementary	0.206				20.60%	0				NDA				0.206					0.206	Division Testing Coordinator
4.1.3.b. Junior High School	0.3636				36.36%	0				NDA				0.3636					0.3636	Division Testing Coordinator
4.1.3.c. Senior High School	#DIV/0!					0				NDA				#DIV/0!					#DIV/0!	
4.2. Output Indicators																				


4.2.1. Number of learners benefiting from the "School Based Feeding Program"		600			600	1218			1218	618	Division Medical Officer/Division Nurse		
4.2.2. Number of grantees:													
4.2.2.a. Education Service Contracting (ESC)											Division Private School Coordinator		
4.2.2.b. SHS Voucher											Division SHS Coordinator		
4.2.2.c. Joint Delivery Tech-Voc and Livelihood (TVL)											Division SHS Coordinator		
5. EDUCATION HUMAN RESOURCE DEVELOPMENT PROGRAM													
5.1. Outcome Indicators													
5.1.1. Percentage of schools conducting schools learning action cell sessions		100%	100%		100%	100%			100%	100%	0	Senior Education Program Specialist/Education Program Specialist II (HRTD)	
5.2. Output Indicators													
5.2.1. Number of teachers and teaching-related staff trained													
5.2.1.a. teachers		322		322		322	100%		392		419	Senior Education Program Specialist/Education Program Specialist II (HRTD)	
5.2.1.b. teaching-related		70		70		70	70		70		70	0	Senior Education Program Specialist/Education Program Specialist II (HRTD)

Prepared By:



MARICRIS P. QUISMUNDO
 SEPS in Monitoring & Evaluation
 December 31, 2020


In coordination with:


STEPHANIE P. SALIGUMBA, CPA
 Budget Officer
 Date: 12/31/2020


KEVIN B. ASEQUIA
 Planning Officer
 Date: 12/31/2020

Recommending Approval:


ROLLY B. LABIS, EdD
 SGOD Chief
 Date: 12/31/2020


NINIAN A. ALCASID, PhD
 CID Chief
 Date: 12/31/2020

Approved By:


OLGA C. ALONSABE, PhD, CESE
 Schools Division Superintendent
 Date: 12/31/2020