



SUMMARY OF APPROPRIATIONS, ALLOTMENTS, OBLIGATIONS, DISBURSEMENTS AND BALANCES BY OBJECT OF EXPENDITURES
As at the Quarter Ending March 31, 2024

Department : Department of Education (DepEd)
 Agency/Entity : Office of the Secretary
 Operating Unit : Division of El Salvador City
 Organization Code (UACS) : 07 001 0810007
 Fund Cluster : 01 - Regular Agency Fund
 (e.g. UACS Fund Cluster: 01-Regular Agency Fund, 02-Foreign Assisted Projects Fund, 03-Special Account-Locally Funded/Domestic Grants Fund, and 04-Special Account-Foreign Assisted/Foreign Grants Fund)


	Current Year Appropriations
	Supplemental Appropriations
X	Continuing Appropriations

Particulars	UACS CODE	Appropriations			Allotments						Obligations				Disbursements				Balances					
		Authorized Appropriations	Adjustments (Transfer To/From, Modifications)	Adjusted Appropriations	Allotments		Adjustments (Reductions, Modifications/Augmentations)	Transfer To	Transfer From	Adjusted Allotments	1st Quarter Ending March 31	2nd Quarter Ending June 30	3rd Quarter Ending September 30	4th Quarter Ending December 31	Total	1st Quarter Ending March 31	2nd Quarter Ending June 30	3rd Quarter Ending September 30	4th Quarter Ending December 31	Total	Unused Funds		Unpaid Obligations (15-21)=(24+25)	
					SARO	Unobligated															Unreleased Appropriations	Unobligated Allotments	Due and Demandable	Not Yet Due and Demandable
1	2	3	4	5=(3+4)	6	7	8	9	10	11=(8+7+9)+10	12	13	14	15	16=(12+13+14+15)	17	18	19	20	21=(17+18+19+20)	22=(5-11)	23=(11-16)	24	25

Certified Correct:

 STEPHANIE P. SALIGUMBA, CPA
 Budget Officer III
 Date: 4/25/2024


Certified Correct:

 MARCEL B. LINGAO, CPA
 Accountant III
 Date: 4/25/2024

Recommending Approval:
 N/A
 Date:

Approved By:

 RANDOLPH B. TORTOLA, PHD, CESO V
 Schools Division Superintendent
 Date: 4/25/2024

Miscellaneous Personnel Benefits Fund	0.00	1,132,722.00	1,132,722.00	0.00	1,132,722.00	0.00	0.00	1,132,722.00	1,055,606.61	0.00	0.00	0.00	1,055,606.61	1,055,606.61	0.00	0.00	0.00	1,055,606.61	0.00	77,115.39	0.00	0.00
Other Compensation	5010200000	0.00	1,132,722.00	1,132,722.00	0.00	1,132,722.00	0.00	0.00	1,132,722.00	1,055,606.61	0.00	0.00	1,055,606.61	1,055,606.61	0.00	0.00	0.00	1,055,606.61	0.00	77,115.39	0.00	0.00
Other Bonuses and Allowances		0.00	1,132,722.00	1,132,722.00	0.00	1,132,722.00	0.00	0.00	1,132,722.00	1,055,606.61	0.00	0.00	1,055,606.61	1,055,606.61	0.00	0.00	0.00	1,055,606.61	0.00	77,115.39	0.00	0.00
Performance Based Bonus - Civilian	5010299014	0.00	1,132,722.00	1,132,722.00	0.00	1,132,722.00	0.00	0.00	1,132,722.00	1,055,606.61	0.00	0.00	1,055,606.61	1,055,606.61	0.00	0.00	0.00	1,055,606.61	0.00	77,115.39	0.00	0.00
GRAND TOTAL		336,191,000.00	10,262,091.55	346,453,091.55	336,191,000.00	1,132,722.00	0.00	9,129,369.55	346,453,091.55	76,844,270.20	0.00	0.00	76,844,270.20	69,395,711.76	0.00	0.00	0.00	69,395,711.76	0.00	269,608,821.35	7,375,046.44	73,512.96


Certified Correct:



STEPHANIE P. SALIGUMBA, CPA
Budget Officer III

Date: 4/25/2024

Certified Correct:



MARCEL S. MANGAO, CPA
Accountant III


Date: 4/25/2024

Recommending Approval:

N/A

Date:

Approved By:



RANDOLPH B. TORTOLA, PH.D., CESO V
Schools Division Superintendent

Date: 4/25/2024

List of Allotments and Sub-Allotments
As at the Quarter Ending March 31, 2024

Department : Department of Education (DepEd)
 Agency/Entity : Office of the Secretary
 Operating Unit : Division of El Salvador City
 Organization Code (UACS) : 07 001 0810007
 Fund Cluster : 01 - Regular Agency Fund
 (e.g. UACS Fund Cluster: 01-Regular Agency Fund, 02-Foreign Assisted Projects Fund, 03-Special Account-Locally Funded/Domestic Grants Fund, and 04-Special Account-Foreign Assisted/Foreign Grants Fund)

X	Current Year Appropriations
	Supplemental Appropriations
	Continuing Appropriations


No.	Allotments/Sub-Allotments Reference		Funding Source		Allotments/Sub-Allotments received from CO/ROs/OU's					Sub-Allotments to ROs/OU's				Total Allotments/Net of Sub-allotments						
	Number	Date	Description	UACS CODE	PS	MOOE	FinEx	CO	Sub-Total	PS	MOOE	FinEx	CO	Total	PS	MOOE	FinEx	CO	Total	
1	2	3	4	5	6	7	8	9	10=(6+7+8+9)	11	12	13	14	15=(11+12+13+14)	16=(6+11)	17=(7+12)	18=(8+13)	19=(9+14)	20=(10+17+18+19)	
A. Allotments received from DBM																				
1	GAA Items released through GAA as Allotment Order per Annex A of NBC No. 592	2024-01-16	Specific Budgets of National Government Agencies	101101	280,968,000.00	29,675,000.00	0.00	0.00	310,641,000.00	0.00	0.00	0.00	0.00	0.00	280,968,000.00	29,675,000.00	0.00	0.00	310,641,000.00	
2	Items for Release through GARD per Annex C of NBC No. 592	2024-01-16	Retirement and Life Insurance Premiums	104102	25,550,000.00	0.00	0.00	0.00	25,550,000.00	0.00	0.00	0.00	0.00	0.00	25,550,000.00	0.00	0.00	0.00	25,550,000.00	
3	SARO-ROX-24-0000771	2024-02-28	Miscellaneous Personnel Benefits Fund	101406	1,132,722.00	0.00	0.00	0.00	1,132,722.00	0.00	0.00	0.00	0.00	0.00	1,132,722.00	0.00	0.00	0.00	1,132,722.00	
	Sub-Total				307,648,722.00	29,675,000.00	0.00	0.00	337,323,722.00	0.00	0.00	0.00	0.00	0.00	307,648,722.00	29,675,000.00	0.00	0.00	337,323,722.00	
B. Sub-allotments received from Central Office/Regional Office																				
1	SUBALLOTMENT FROM 0100000 - Central Office / SUBARO NO. OSEC-10-24-00308 / LAA-10-24-071	2024-04-01	Specific Budgets of National Government Agencies	101101	0.00	155,236.00	0.00	0.00	155,236.00	0.00	0.00	0.00	0.00	0.00	0.00	155,236.00	0.00	0.00	155,236.00	
2	SUBALLOTMENT FROM 0100000 - Central Office / SUBARO NO. OSEC-10-24-00308 / LAA-10-24-086	2024-04-01	Specific Budgets of National Government Agencies	101101	0.00	542,800.00	0.00	0.00	542,800.00	0.00	0.00	0.00	0.00	0.00	0.00	542,800.00	0.00	0.00	542,800.00	
3	GAA Items released through GAA as Allotment Order per Annex A of NBC No. 592 / OSEC-10-24-00702	2024-01-16	Specific Budgets of National Government Agencies	101101	0.00	34,800.00	0.00	0.00	34,800.00	0.00	0.00	0.00	0.00	0.00	34,800.00	0.00	0.00	0.00	34,800.00	
4	GAA Items released through GAA as Allotment Order per Annex A of NBC No. 592 / OSEC-10-24-01159	2024-01-16	Specific Budgets of National Government Agencies	101101	0.00	126,000.00	0.00	0.00	126,000.00	0.00	0.00	0.00	0.00	0.00	126,000.00	0.00	0.00	0.00	126,000.00	
5	GAA Items released through GAA as Allotment Order per Annex A of NBC No. 592 / OSEC-10-24-01335	2024-01-16	Specific Budgets of National Government Agencies	101101	0.00	275,000.00	0.00	0.00	275,000.00	0.00	0.00	0.00	0.00	0.00	275,000.00	0.00	0.00	0.00	275,000.00	
6	GAA Items released through GAA as Allotment Order per Annex A of NBC No. 592 / OSEC-10-24-01679	2024-01-16	Specific Budgets of National Government Agencies	101101	0.00	74,000.00	0.00	0.00	74,000.00	0.00	0.00	0.00	0.00	0.00	74,000.00	0.00	0.00	0.00	74,000.00	
7	ATFS-2024-F000068 / SUB-ARO-10-24-015	2024-01-16	Specific Budgets of National Government Agencies	101101	0.00	4,435,310.00	0.00	0.00	4,435,310.00	0.00	0.00	0.00	0.00	0.00	4,435,310.00	0.00	0.00	0.00	4,435,310.00	
8	ATFS-2024-F000108 / SUB-ARO-10-24-038	2024-01-16	Specific Budgets of National Government Agencies	101101	0.00	22,000.00	0.00	0.00	22,000.00	0.00	0.00	0.00	0.00	0.00	22,000.00	0.00	0.00	0.00	22,000.00	
9	GAA Items released through GAA as Allotment Order per Annex A of NBC No. 592 / SUB-ARO-10-24-059	2024-01-16	Specific Budgets of National Government Agencies	101101	428,599.48	0.00	0.00	0.00	428,599.48	0.00	0.00	0.00	0.00	0.00	428,599.48	0.00	0.00	0.00	428,599.48	
10	GAA Items released through GAA as Allotment Order per Annex A of NBC No. 592 / SUB-ARO-10-24-076	2024-01-16	Specific Budgets of National Government Agencies	101101	380,000.00	0.00	0.00	0.00	380,000.00	0.00	0.00	0.00	0.00	0.00	380,000.00	0.00	0.00	0.00	380,000.00	
11	GAA Items released through GAA as Allotment Order per Annex A of NBC No. 592 / SUB-ARO-10-24-133	2024-01-16	Specific Budgets of National Government Agencies	101101	0.00	1,990,000.00	0.00	0.00	1,990,000.00	0.00	0.00	0.00	0.00	0.00	1,990,000.00	0.00	0.00	0.00	1,990,000.00	
12	GAA Items released through GAA as Allotment Order per Annex A of NBC No. 592 / SUB-ARO-10-24-189	2024-01-16	Specific Budgets of National Government Agencies	101101	865,624.07	0.00	0.00	0.00	865,624.07	0.00	0.00	0.00	0.00	0.00	865,624.07	0.00	0.00	0.00	865,624.07	
	Sub-Total				1,474,223.55	7,855,146.00	0.00	0.00	9,129,369.55	0.00	0.00	0.00	0.00	0.00	1,474,223.55	7,855,146.00	0.00	0.00	9,129,369.55	
Total Allotments					309,122,945.55	37,330,148.00	0.00	0.00	346,453,093.55	0.00	0.00	0.00	0.00	0.00	309,122,945.55	37,330,148.00	0.00	0.00	346,453,093.55	
Summary by Funding Source Code:																				
Specific Budgets of National Government Agencies					101101	282,440,223.55	37,330,148.00	0.00	0.00	319,770,369.55	0.00	0.00	0.00	0.00	0.00	282,440,223.55	37,330,148.00	0.00	0.00	319,770,369.55
Miscellaneous Personnel Benefits Fund					101406	1,132,722.00	0.00	0.00	1,132,722.00	0.00	0.00	0.00	0.00	0.00	1,132,722.00	0.00	0.00	0.00	0.00	1,132,722.00
Retirement and Life Insurance Premiums					104102	25,550,000.00	0.00	0.00	25,550,000.00	0.00	0.00	0.00	0.00	0.00	25,550,000.00	0.00	0.00	0.00	0.00	25,550,000.00


Certified Correct:

Certified Correct:

Recommending Approval:


Approved By:


 STEPHANIE P. SALIGUMBA, CPA
 Budget Officer III
 Date: 4/17/2024


 MARCEL MANGAO, CPA
 Accountant
 Date: 4/17/2024

N/A

Date:


 RANDOLPH B. TORTOLA, PH.D., CESO V
 Schools Division Superintendent
 Date: 4/17/2024

List of Allotments and Sub-Allotments
As at the quarter ending March 31, 2024

Department : Department of Education (DepEd)
Agency/Entity : Office of the Secretary
Operating Unit : Division of El Salvador City
Organization Code (UACS) : 07 001 0810007
Fund Cluster : 01 - Regular Agency Fund

Table with 2 columns: Category (Current Year Appropriations, Supplemental Appropriations, Continuing Appropriations) and Amount (X).

(e.g. UACS Fund Cluster: 01-Regular Agency Fund, 02-Foreign Assisted Projects Fund, 03-Special Account-Locally Funded/Domestic Grants Fund, and 04-Special Account-Foreign Assisted/Foreign Grants Fund)

Main data table with columns: No., Allotments/Sub-Allotments Reference, Funding Source, Description, UACS CODE, PS, MOOE, FinEx, CO, Sub-Total, PS, MOOE, FinEx, CO, Total, PS, MOOE, FinEx, CO, Total. Includes rows for B. Balance From QAA/SARO/Sub-Allotment and D. Sub-allotments received from Central Office/Regional Office (Prior Year).

Certified Correct: Certified Correct: Recommending Approval: Approved By:

for: [Signature]
STEPHANIE P. SALIGUMBA, CPA
Budget Officer III

Date: 4/17/2024

[Signature]
MARICEL B. JANGAO, CPA
Accountant III

Date: 4/17/2024

N/A

Date:

[Signature]
RANDOLPH TONTOLA, PH.D., CESO V
School Division Superintendent

Date: 4/17/2024

STATEMENT OF OBLIGATIONS, DISBURSEMENTS, LIQUIDATIONS AND BALANCES for INTER-AGENCY FUND TRANSFERS

(for Source Agency use only)

As at the Quarter Ending March 31, 2024

Department : Department of Education (DepEd)
 Agency/Entity : Office of the Secretary
 Operating Unit : Division of El Salvador City
 Organization Code (UACS) : 07 001 0810007
 Fund Cluster : 01 - Regular Agency Fund
 (e.g. UACS Fund Cluster: 05-Internally Generated Funds and 06-Business Related Funds)

Particulars	Obligations					Disbursements (Funds Transferred To)					Liquidations					
	Obligation Request and Status		1st Quarter Ending March 31	2nd Quarter Ending June 30	3rd Quarter Ending September 30	4th Quarter Ending December 31	Total	1st Quarter Ending March 31	2nd Quarter Ending June 30	3rd Quarter Ending September 30	4th Quarter Ending December 31	Total	1st Quarter Ending March 31	2nd Quarter Ending June 30	3rd Quarter Ending September 30	4th Quarter Ending December 31
	Number	Date	4	5	6	7	8=(4+5+6+7)	9	10	11	12	13=(9+10+11+12)	14	15	16	17
1	2	3	4	5	6	7	8=(4+5+6+7)	9	10	11	12	13=(9+10+11+12)	14	15	16	17

Certified Correct:



STEPHANIE P. SALIGUMBA, CPA
 Budget Officer III

Date: 4/17/2024

Certified Correct:



MARICELA B. JANGAO, CPA
 Accountant

Date: 4/17/2024

Recommending Approval:

N/A

Date:

Approved By:



RANDOLPH B. TORTOLA, PH.D. CESO V
 Schools Division Superintendent

Date: 4/17/2024

Total	Unpaid Obligations	Unliquidated Fund Transfers
10=(14+15+16+17)	19=(8-13)	20=(13-18)

STATEMENT OF APPROPRIATIONS, ALLOTMENTS, OBLIGATIONS, DISBURSEMENTS AND BALANCES
As at the Quarter Ending March 31, 2024

Department : Department of Education (DepEd)
Agency/Entity : Office of the Secretary
Operating Unit : Division of El Salvador City
Organization Code (UACS) : 07 001 0810007
Fund Cluster : 01 - Regular Agency Fund

Current Year Appropriations
Supplemental Appropriations
X Continuing Appropriations

Main budget table with columns for Particulars, UACS CODE, Appropriations, Allotments, Current Year Obligations, Current Year Disbursements, and Balances. Includes rows for Unobligated Allotment, Support to Operations, Physical fitness and school sports, etc.

This report was generated using the Unified Reporting System on April 25, 2024 11:35 AM, Status: PENDING

Department : Department of Education (DepEd)
Agency/Entity : Office of the Secretary
Operating Unit : Division of El Salvador City
Organization Code (UACS) : 07 001 0810007
Fund Cluster : 01 - Regular Agency Fund

Current Year Appropriations
Supplemental Appropriations
X Continuing Appropriations

Summary budget table with columns for Particulars, UACS CODE, Appropriations, Allotments, Current Year Obligations, Current Year Disbursements, and Balances. Includes rows for GRAND TOTAL, PS, MOOE, etc.

Certified Correct:
STEPHANIE P. SALIGUMBA, CPA
Budget Officer III
Date: 4/25/2024

Certified Correct:
MARICEL J. JANGAO, CPA
Accountant II
Date: 4/25/2024

Recommending Approval:
N/A
Date:

Approved By:
RANDOLPH B. TORTOLA, PH.D., CESO V
Schools Division Superintendent
Date: 4/25/2024

This report was generated using the Unified Reporting System on April 25, 2024 11:35 AM, Status: PENDING

STATEMENT OF APPROPRIATIONS, ALLOTMENTS, OBLIGATIONS, DISBURSEMENTS AND BALANCES
As at the Quarter Ending March 31, 2024

Department : Department of Education (DepEd)
Agency/Entity : Office of the Secretary
Operating Unit : Division of El Salvador City
Organization Code (UACS) : 07 001 0810007
Fund Cluster : 01 - Regular Agency Fund
(e.g. UACS Fund Cluster: 01-Regular Agency Fund, 02-Foreign Assisted Projects Fund, 03-Special Account-Locally Funded/Domestic Grants Fund, and 04-Special Account-Foreign Assisted/Foreign Grants Fund)

Table with 2 columns: Category (Current Year Appropriations, Supplemental Appropriations, Continuing Appropriations) and Value (X).

Main financial table with columns: Particulars, UACS CODE, Appropriations, Allotments, Current Year Obligations, Current Year Disbursements, Balances, and Unpaid Obligations. Includes rows for Agency Specific Budget, General Administration and Support, Support to Operations, and Operations.

This report was generated using the Unified Reporting System on April 23, 2024 11:38 AM; Status: PENDING

Department : Department of Education (DepEd)
Agency/Entity : Office of the Secretary
Operating Unit : Division of El Salvador City
Organization Code (UACS) : 07 001 0810007
Fund Cluster : 01 - Regular Agency Fund
(e.g. UACS Fund Cluster: 01-Regular Agency Fund, 02-Foreign Assisted Projects Fund, 03-Special Account-Locally Funded/Domestic Grants Fund, and 04-Special Account-Foreign Assisted/Foreign Grants Fund)

Table with 2 columns: Category (Current Year Appropriations, Supplemental Appropriations, Continuing Appropriations) and Value (X).


Main financial table with columns: Particulars, UACS CODE, Appropriations, Allotments, Current Year Obligations, Current Year Disbursements, Balances, and Unpaid Obligations. Includes rows for Basic Education Inputs Program, Inclusive Education Program, School-Based Feeding Program (SBFP), and Operation of Schools.


BUDGET ACCOUNTABILITY REPORT NO. 1
FY 2024 Quarterly Physical Report of Operations

Department: Department of Education
 Agency: Department of Education
 Operating Unit: Division of El Salvador City
 Organization Code (UACS):
 Report Status:


Particulars	UACS CODE	FY 2024 Physical Targets					FY 2024 Physical Accomplishment					Variance	Remarks	Division Personnel Assinged
		1st Quarter	2nd Quarter	3rd Quarter	4th Quarter	Total	1st Quarter	2nd Quarter	3rd Quarter	4th Quarter	Total			
1	2	3	4	5	6	7=3+4+5+6	8	9	10	11	12=8+9+10+11	13=12-7	14	15
OO : Access of every Filipino to an enhanced basic education program enabling them to prepare for further education and the world of work achieved														
1. EDUCATION POLICY DEVELOPMENT PROGRAM														
1.1 Outcome Indicators														
1.1.1 Percentage of completed education researches used for policy development													CO	Central Office Personnel
1.1.2. Percentage of satisfactory feedback from clients on issued policies													CO	Central Office Personnel
1.2. Output Indicators														
1.2.1. Number of policies formulated, reviewed, and issued													CO	Central Office Personnel
1.2.2. Number of education researches completed					2	2						2	researches funded by PRP	Divisional SEPS-PSR/Division Research Coordinator
1.2.3. Number of proposed policies reviewed													CO	Central Office Personnel
2. BASIC EDUCATION INPUTS PROGRAM														
2.1. Outcome Indicators														
2.1.1. Percentage of schools meeting the standard ratio for teachers														
2.1.1.a. Elementary					100.00%	100.00%	100.00%					100.00%	1:45	Division Planning Officer
2.1.1.b. Junior High School					100.00%	100.00%	100.00%					100.00%	1:45	Division Planning Officer
2.1.1.c. Senior High School					100.00%	100.00%	100.00%					100.00%	1:40	Division Planning Officer
2.1.2. Classroom Pupil Ratio														
2.1.2.a. Kindergarten													CO	
2.1.2.b. Grades 1-3													CO	
2.1.2.c. Grades 4-6													CO	
2.1.2.d. Junior High School													CO	
2.1.3. Percentage of schools with														
2.1.3.a. Elementary													CO	
2.1.3.b. Secondary													CO	
2.2. Output Indicators														
2.2.1. Number of:														
2.2.1.a. new classrooms													CO	
2.2.1.b. textbooks and instructional /learning materials procured for printing and delivery													CO	
2.2.2. Number of equipment distributed:														
2.2.2.a. Science and Math package													CO	
2.2.2.b. ICT package													CO	
2.2.2.c. TechVoc Equipment													CO	
2.2.3. Number of:														
2.2.3.a. newly-created teaching													CO	
2.2.3.b. filled up positions				3	4	7						7	(See Indicative Allocation)	Administrative Officer IV (Personnel) - HRMC
3. INCLUSIVE EDUCATION PROGRAM														
3.1. Outcome Indicators														
3.1.1. Percentage of learners enrolled in:														
3.1.1.1.1 SPED (public) Percentage (%)					0.88%	0.88%	0.48%					0.88%	SY 2024-2025 "Note: 1. All Inclusive Education Programs	Division SPED Coordinator
3.1.1.1.2 SPED (public) Absolute Value					120	120	117					120		Education Program Supervisor - ALIVE /
3.1.1.2.1 ALIVE (both public and private) Percentage (%)					0%	0%	0%					0.00%		


3.1.1.2.2 ALIVE (both public and private) Absolute Value				0	0	0			0	programs % of learners = (learner enrolled)/(Total Regular Enrollment (Public, Private, SUC/LUC + ALS Enrollment)	Division ALIVE Coordinator
3.1.1.3.1 IPED (public) Percentage (%)				0%	0%	0%			0.00%		Education Program Supervisor - IPED / Division IPED Coordinator
3.1.1.3.2 IPED (public) Absolute Value				0	0	0			0		Education Program Supervisor - ALS / Division ALS Coordinator
3.1.1.4.1 ALS Percentage (%)				1.80%	1.80%	1.73%			1.80%		
3.1.1.4.2 ALS Absolute Value				245	245	293			245		
3.1.2.1 Percentage of learners provided with learning resources Percentage (%)				100.00%	100%	100%			100.00%		
3.1.2.2 Percentage of learners provided with learning resources Absolute Value				13,814	13,814	13,814			13814		
3.2. Output Indicators											
3.2.1. Number of schools offering the following programs:											
3.2.1.a. ALIVE				0	0	0			0	SY 2024-2025	EPS - ALIVE / Division ALIVE Coordinator
3.2.1.b. IPED				0	0	0			0	SY 2024-2025	EPS - IPED / Division IPED Coordinator
3.2.1.c. SPED				11	11	10			11	SY 2024-2025	EPS- IPED / Division IPED Coordinator
3.2.2. Number of public schools provided with learning resources				24	24	24			24	SY 2024-2025	CID- LRMS
4. SUPPORT TO SCHOOLS AND LEARNERS PROGRAM											
4.1. Outcome Indicators											
4.1.1. Retention Rate (both)											
4.1.1.a. Elementary				103.69%	103.69%				103.69%	SY 2023-2024	Division Planning Officer
4.1.1.b. Secondary (Grades 7 to 12)				98.70%	98.70%				98.70%	SY 2023-2024	Division Planning Officer
4.1.2. Completion rate (both)											
4.1.2.a. Elementary				100.00%	100.00%				100.00%	SY 2023-2024	Division Planning Officer
4.1.2.b. Secondary (Grades 7 to 12)				100.00%	100.00%				100.00%	SY 2023-2024	Division Planning Officer
4.1.3. Proportion of learners achieving at least nearly proficient in the National Achievement Test											
4.1.3.a. Elementary (Grade 6)				50.00%	50.00%				50.00%	SY 2023-2024	Division Testing Coordinator
4.1.3.b. Junior High School (Grade 10)				100.00%	100.00%				100.00%	SY 2023-2024	Division Testing Coordinator
4.1.3.c. Senior High School (Grade 12)				45.00%	45.00%				45.00%	SY 2023-2024	Division Testing Coordinator
4.2. Output Indicators											
4.2.1. Number of learners benefiting from the "School Based Feeding Program"				744	744	1539			744	SY 2024-2025	Division Medical Officer/Division Nurse/SBFP Coordinator
4.2.2. Number of grantees:											
4.2.2.a. Education Service Contracting (ESC)										CO	
4.2.2.b. SHS Voucher										CO	
4.2.2.c. Joint Delivery Tech-Voc and Livelihood (TVL)										CO	
5. EDUCATION HUMAN RESOURCE DEVELOPMENT PROGRAM											
5.1. Outcome Indicators											
action cell sessions				4%	4%	1%			4.16%	Jan.-Dec. 2024	SEPS HRTD
5.2. Output Indicators											
5.2.1. Number of public school teachers and teaching-related staff trained											
5.2.1.a. teachers				461	461	461			461	FY 2024	SEPS HRTD
5.2.1.b. teaching-related				21	21	21			21	FY 2024	SEPS HRTD


Prepared By: 
MARICRIS P. QUISMUNDO
 M&E Coordinator
 Date: March 31, 2024

In coordination with:

STEPHANIE A. SALIGUMBA
 Budget Officer
 Date: March 31, 2024

ON OG
NINIAN A. ALCASID
 CID Chief
 Date: March 31, 2024


ROLLY B. LABIS, EdD
 SGOD Chief
 Date: March 31, 2024

Approved By: 
RANDOLPH B. TORTOLA
 Schools Division Superintendent
 Date: March 31, 2024


KEVIN B. ASEQUIA
 Planning Officer III
 Date: March 31, 2024

MONTHLY REPORT OF DISBURSEMENTS
For the month of January 2024

Department : Department of Education (DepEd)
 Agency/Entity : Office of the Secretary
 Operating Unit : Division of EI Salvador City
 Organization Code (UACS) : 07 001 081007
 Fund Cluster : 01 - Regular Agency Fund

Particulars	Current Year Budget						Prior Year's Budget						Current Year's Accounts Payable						Trust Liabilities				Grand Total					Remarks
	PS	MOOE	FinEx	CO	TOTAL	PS	MOOE	FinEx	CO	Sub-Total	PS	MOOE	FinEx	CO	Sub-Total	TOTAL	SUB-TOTAL	PS	MOOE	CO	TOTAL	PS	MOOE	FinEx	CO	TOTAL		
1	2	3	4	5	6*(3+4+5)	7	8	9	10	11*(7+8+9+10)	12	13	14	15	16*(12+13+14+15)	17*(11+16)	18*(6+17)	19	20	21	22*(19+20+21)	23	24	25	26	27*(23+24+25+26)	28	
CASH DISBURSEMENTS	13,877,411.25	9,420,050.53	0.00	0.00	23,097,461.78	1,214,185.22	348,824.82	0.00	2,018,429.38	3,561,439.42	0.00	0.00	0.00	0.00	3,561,439.42	26,678,901.20	0.00	0.00	0.00	0.00	0.00	14,891,596.47	9,768,875.35	0.00	2,018,429.38	26,678,901.20		
Notice of Cash Allocation (NCA)	13,877,411.25	9,420,050.53	0.00	0.00	23,097,461.78	1,214,185.22	348,824.82	0.00	2,018,429.38	3,561,439.42	0.00	0.00	0.00	0.00	3,561,439.42	26,678,901.20	0.00	0.00	0.00	0.00	0.00	14,891,596.47	9,768,875.35	0.00	2,018,429.38	26,678,901.20		
MDS Checks Issued	333,361.11	66,506.67	0.00	0.00	399,867.78	0.00	26,170.37	0.00	0.00	26,170.37	0.00	0.00	0.00	0.00	26,170.37	426,037.15	0.00	0.00	0.00	0.00	0.00	333,361.11	92,676.04	0.00	0.00	426,037.15		
Advice to Debit Account	13,344,050.14	9,353,544.86	0.00	0.00	22,697,595.00	1,214,185.22	322,654.45	0.00	2,018,429.38	3,555,269.05	0.00	0.00	0.00	0.00	3,555,269.05	26,252,664.05	0.00	0.00	0.00	0.00	0.00	14,558,235.36	9,676,199.31	0.00	2,018,429.38	26,252,664.05		
Notice of Transfer of Allocations (NTA)	0.00	0.00	0.00	0.00	0.00	0.00	0.00	0.00	0.00	0.00	0.00	0.00	0.00	0.00	0.00	0.00	0.00	0.00	0.00	0.00	0.00	0.00	0.00	0.00	0.00	0.00		
MDS Checks Issued	0.00	0.00	0.00	0.00	0.00	0.00	0.00	0.00	0.00	0.00	0.00	0.00	0.00	0.00	0.00	0.00	0.00	0.00	0.00	0.00	0.00	0.00	0.00	0.00	0.00	0.00		
Advice to Debit Account	0.00	0.00	0.00	0.00	0.00	0.00	0.00	0.00	0.00	0.00	0.00	0.00	0.00	0.00	0.00	0.00	0.00	0.00	0.00	0.00	0.00	0.00	0.00	0.00	0.00	0.00		
Working Fund for FAPs	0.00	0.00	0.00	0.00	0.00	0.00	0.00	0.00	0.00	0.00	0.00	0.00	0.00	0.00	0.00	0.00	0.00	0.00	0.00	0.00	0.00	0.00	0.00	0.00	0.00	0.00		
Cash Disbursement Ceiling (CDC)	0.00	0.00	0.00	0.00	0.00	0.00	0.00	0.00	0.00	0.00	0.00	0.00	0.00	0.00	0.00	0.00	0.00	0.00	0.00	0.00	0.00	0.00	0.00	0.00	0.00	0.00		
TOTAL CASH DISBURSEMENTS	13,877,411.25	9,420,050.53	0.00	0.00	23,097,461.78	1,214,185.22	348,824.82	0.00	2,018,429.38	3,561,439.42	0.00	0.00	0.00	0.00	3,561,439.42	26,678,901.20	0.00	0.00	0.00	0.00	0.00	14,891,596.47	9,768,875.35	0.00	2,018,429.38	26,678,901.20		
NON-CASH DISBURSEMENTS	761,517.56	2,862.36	0.00	0.00	764,379.92	0.00	22,238.84	0.00	65,110.63	87,349.47	0.00	0.00	0.00	0.00	87,349.47	851,729.39	0.00	0.00	0.00	0.00	0.00	761,517.56	25,101.20	0.00	65,110.63	851,729.39		
Tax Remittance Advances Issued (TRA)	761,517.56	2,862.36	0.00	0.00	764,379.92	0.00	22,238.84	0.00	65,110.63	87,349.47	0.00	0.00	0.00	0.00	87,349.47	851,729.39	0.00	0.00	0.00	0.00	0.00	761,517.56	25,101.20	0.00	65,110.63	851,729.39		
Non-Cash Availment Authority (NCAA)	0.00	0.00	0.00	0.00	0.00	0.00	0.00	0.00	0.00	0.00	0.00	0.00	0.00	0.00	0.00	0.00	0.00	0.00	0.00	0.00	0.00	0.00	0.00	0.00	0.00	0.00		
Disbursements effected through outright deductions from claims (lease activty, 1	0.00	0.00	0.00	0.00	0.00	0.00	0.00	0.00	0.00	0.00	0.00	0.00	0.00	0.00	0.00	0.00	0.00	0.00	0.00	0.00	0.00	0.00	0.00	0.00	0.00	0.00		
Overpayment of expenses (e.g. personnel benefits)	0.00	0.00	0.00	0.00	0.00	0.00	0.00	0.00	0.00	0.00	0.00	0.00	0.00	0.00	0.00	0.00	0.00	0.00	0.00	0.00	0.00	0.00	0.00	0.00	0.00	0.00		
Restitution for loss of government property	0.00	0.00	0.00	0.00	0.00	0.00	0.00	0.00	0.00	0.00	0.00	0.00	0.00	0.00	0.00	0.00	0.00	0.00	0.00	0.00	0.00	0.00	0.00	0.00	0.00	0.00		
Liquidated damages and similar claims	0.00	0.00	0.00	0.00	0.00	0.00	0.00	0.00	0.00	0.00	0.00	0.00	0.00	0.00	0.00	0.00	0.00	0.00	0.00	0.00	0.00	0.00	0.00	0.00	0.00	0.00		
Others (TEF, BTR, Documentary Stamp Tax, etc.)	0.00	0.00	0.00	0.00	0.00	0.00	0.00	0.00	0.00	0.00	0.00	0.00	0.00	0.00	0.00	0.00	0.00	0.00	0.00	0.00	0.00	0.00	0.00	0.00	0.00	0.00		
TOTAL NON-CASH DISBURSEMENTS	761,517.56	2,862.36	0.00	0.00	764,379.92	0.00	22,238.84	0.00	65,110.63	87,349.47	0.00	0.00	0.00	0.00	87,349.47	851,729.39	0.00	0.00	0.00	0.00	0.00	761,517.56	25,101.20	0.00	65,110.63	851,729.39		
GRAND TOTAL	14,638,928.81	9,422,912.89	0.00	0.00	23,861,841.70	1,214,185.22	371,063.66	0.00	2,083,540.01	3,648,788.89	0.00	0.00	0.00	0.00	3,648,788.89	27,530,630.59	0.00	0.00	0.00	0.00	0.00	15,653,114.03	9,793,976.55	0.00	2,083,540.01	27,530,630.59		

Particulars	Previous Report (2)	This Month (3)	As at Date (4)
Total Disbursement Authorities Received	0.00	27,530,729.39	27,530,729.39
NCA	0.00	26,678,000.00	26,678,000.00
NTA	0.00	0.00	0.00
Working Fund	0.00	0.00	0.00
TRA	0.00	851,729.39	851,729.39
CDC	0.00	0.00	0.00
NCAA	0.00	0.00	0.00
Less: Notice of Transfer of Allocations (NTA)* Issued	0.00	0.00	0.00
Total Disbursement Authorities Available	0.00	27,530,729.39	27,530,729.39
Less:	0.00	0.00	0.00
Lapsed NCA	0.00	0.00	0.00
Disbursements	0.00	27,530,630.59	27,530,630.59
Less: Other Non-Cash Disbursements	0.00	0.00	0.00
Disbursements effected through outright deductions from claims	0.00	0.00	0.00
Overpayment of expenses (e.g. personnel benefits)	0.00	0.00	0.00
Restitution for loss of government property	0.00	0.00	0.00
Liquidated damages and similar claims	0.00	0.00	0.00
Others (e.g. TEF, BTR, Dosa Stamp, etc.)	0.00	0.00	0.00
Add/Less: Adjustments (e.g. cancelled/dated checks)	0.00	0.00	0.00
Balance of Disbursement Authorities as at date	0.00	98.80	98.80
Total Disbursements Program	0.00	27,530,729.39	27,530,729.39
Less: *Actual Disbursements	0.00	27,530,630.59	27,530,630.59
(Over)/Under spending	0.00	98.80	98.80

Notes: * The use of NTA is discouraged
 Notes: ** Amounts should tally with the grant total disbursement (column 27).

Prepared by:

 MARCEL B. JORJAO
 Date: _____

Recommending Approval:

Date: _____

Approved by:

 RANCILIO B. TORTOSA
 Date: _____

MONTHLY REPORT OF DISBURSEMENTS
For the month of February 2024

Department : Department of Education (DepEd)
Agency/Entity : Office of the Secretary
Operating Unit : Division of El Salvador City
Organization Code (UACS) : 07 001 0810007
Fund Cluster : 01 - Regular Agency Fund

Particulars	Current Year Budget					Prior Year's Budget					Current Year's Accounts Payable					SUB-TOTAL	Trust Liabilities					Grand Total						
	PS	MOOE	FlaEx	CO	TOTAL	PS	MOOE	FlaEx	CO	Sub-Total	PS	MOOE	FlaEx	CO	Sub-Total		TOTAL	PS	MOOE	CO	TOTAL	PS	MOOE	FlaEx	CO	TOTAL		
	1	2	3	4	5	6-(2+3+4+5)	7	8	9	10	11-(7+8+9+10)	12	13	14	15		16-(12+13+14+15)	17-(11+16)	18-(6+17)	19	20	21	22-(19+20+21)	23	24	25	26	27-(23+24+25+26)
CASH DISBURSEMENTS	16,652,638.30	2,055,348.00	0.00	0.00	0.00	19,307,986.90	242,918.98	1,820,334.18	0.00	788,738.73	2,851,991.89	0.00	0.00	0.00	0.00	2,851,991.89	22,159,978.79	0.00	0.00	0.00	0.00	16,895,557.28	4,475,682.78	0.00	0.00	788,738.73	22,159,978.79	
Notice of Cash Allocation (NCA)	16,652,638.30	2,055,348.00	0.00	0.00	0.00	19,307,986.90	242,918.98	1,820,334.18	0.00	788,738.73	2,851,991.89	0.00	0.00	0.00	0.00	2,851,991.89	22,159,978.79	0.00	0.00	0.00	0.00	16,895,557.28	4,475,682.78	0.00	0.00	788,738.73	22,159,978.79	
MDE Checks Issued	6,278,651.02	79,940.99	0.00	0.00	0.00	6,358,592.01	0.00	113,312.14	0.00	113,312.14	0.00	0.00	0.00	0.00	0.00	113,312.14	6,471,904.15	0.00	0.00	0.00	0.00	6,278,651.02	191,253.13	0.00	0.00	0.00	6,471,904.15	
Advice to Debit Account	10,373,987.28	2,575,407.01	0.00	0.00	0.00	12,949,394.99	242,918.98	1,707,022.04	0.00	788,738.73	2,738,679.75	0.00	0.00	0.00	0.00	2,738,679.75	15,686,074.64	0.00	0.00	0.00	0.00	10,616,906.26	4,282,429.65	0.00	0.00	788,738.73	15,686,074.64	
Notice of Transfer Allocations (NTA)	0.00	0.00	0.00	0.00	0.00	0.00	0.00	0.00	0.00	0.00	0.00	0.00	0.00	0.00	0.00	0.00	0.00	0.00	0.00	0.00	0.00	0.00	0.00	0.00	0.00	0.00	0.00	0.00
MDE Checks Issued	0.00	0.00	0.00	0.00	0.00	0.00	0.00	0.00	0.00	0.00	0.00	0.00	0.00	0.00	0.00	0.00	0.00	0.00	0.00	0.00	0.00	0.00	0.00	0.00	0.00	0.00	0.00	0.00
Advice to Debit Account	0.00	0.00	0.00	0.00	0.00	0.00	0.00	0.00	0.00	0.00	0.00	0.00	0.00	0.00	0.00	0.00	0.00	0.00	0.00	0.00	0.00	0.00	0.00	0.00	0.00	0.00	0.00	0.00
Working Fund for FAPs	0.00	0.00	0.00	0.00	0.00	0.00	0.00	0.00	0.00	0.00	0.00	0.00	0.00	0.00	0.00	0.00	0.00	0.00	0.00	0.00	0.00	0.00	0.00	0.00	0.00	0.00	0.00	0.00
Cash Disbursement Ceiling (CDC)	0.00	0.00	0.00	0.00	0.00	0.00	0.00	0.00	0.00	0.00	0.00	0.00	0.00	0.00	0.00	0.00	0.00	0.00	0.00	0.00	0.00	0.00	0.00	0.00	0.00	0.00	0.00	0.00
TOTAL CASH DISBURSEMENTS	16,652,638.30	2,055,348.00	0.00	0.00	0.00	19,307,986.90	242,918.98	1,820,334.18	0.00	788,738.73	2,851,991.89	0.00	0.00	0.00	0.00	2,851,991.89	22,159,978.79	0.00	0.00	0.00	0.00	16,895,557.28	4,475,682.78	0.00	0.00	788,738.73	22,159,978.79	
NON-CASH DISBURSEMENTS	745,504.02	79,917.35	0.00	0.00	0.00	825,421.37	0.00	101,631.90	0.00	28,903.25	130,535.15	0.00	0.00	0.00	0.00	130,535.15	955,956.52	0.00	0.00	0.00	0.00	745,504.02	181,549.25	0.00	0.00	28,903.25	955,956.52	
Tax Remittance Advice Issued (TRA)	745,504.02	79,917.35	0.00	0.00	0.00	825,421.37	0.00	101,631.90	0.00	28,903.25	130,535.15	0.00	0.00	0.00	0.00	130,535.15	955,956.52	0.00	0.00	0.00	0.00	745,504.02	181,549.25	0.00	0.00	28,903.25	955,956.52	
Non-Cash Availment Authority (NCAA)	0.00	0.00	0.00	0.00	0.00	0.00	0.00	0.00	0.00	0.00	0.00	0.00	0.00	0.00	0.00	0.00	0.00	0.00	0.00	0.00	0.00	0.00	0.00	0.00	0.00	0.00	0.00	0.00
Disbursements effected through outright deductions from claims (claims)	0.00	0.00	0.00	0.00	0.00	0.00	0.00	0.00	0.00	0.00	0.00	0.00	0.00	0.00	0.00	0.00	0.00	0.00	0.00	0.00	0.00	0.00	0.00	0.00	0.00	0.00	0.00	0.00
Overpayment of expenses (e.g. personnel benefits)	0.00	0.00	0.00	0.00	0.00	0.00	0.00	0.00	0.00	0.00	0.00	0.00	0.00	0.00	0.00	0.00	0.00	0.00	0.00	0.00	0.00	0.00	0.00	0.00	0.00	0.00	0.00	0.00
Restitution for loss of government property	0.00	0.00	0.00	0.00	0.00	0.00	0.00	0.00	0.00	0.00	0.00	0.00	0.00	0.00	0.00	0.00	0.00	0.00	0.00	0.00	0.00	0.00	0.00	0.00	0.00	0.00	0.00	0.00
Liquidated damages and similar claims	0.00	0.00	0.00	0.00	0.00	0.00	0.00	0.00	0.00	0.00	0.00	0.00	0.00	0.00	0.00	0.00	0.00	0.00	0.00	0.00	0.00	0.00	0.00	0.00	0.00	0.00	0.00	0.00
Others (e.g. TEF, BTR, Docs Stamp, etc.)	0.00	0.00	0.00	0.00	0.00	0.00	0.00	0.00	0.00	0.00	0.00	0.00	0.00	0.00	0.00	0.00	0.00	0.00	0.00	0.00	0.00	0.00	0.00	0.00	0.00	0.00	0.00	0.00
TOTAL NON-CASH DISBURSEMENTS	745,504.02	79,917.35	0.00	0.00	0.00	825,421.37	0.00	101,631.90	0.00	28,903.25	130,535.15	0.00	0.00	0.00	0.00	130,535.15	955,956.52	0.00	0.00	0.00	0.00	745,504.02	181,549.25	0.00	0.00	28,903.25	955,956.52	
GRAND TOTAL	17,398,142.32	2,735,265.95	0.00	0.00	0.00	20,133,408.27	242,918.98	1,921,966.08	0.00	817,641.98	2,982,527.04	0.00	0.00	0.00	0.00	2,982,527.04	23,115,935.31	0.00	0.00	0.00	0.00	17,641,061.30	4,687,232.03	0.00	0.00	817,641.98	23,115,935.31	

SUMMARY

Particulars (1)	Previous Report (2)	This Month (3)	As at Date (4)
Total Disbursement Authorities Received	27,530,729.39	29,935,678.52	57,466,407.91
NCA	26,679,000.00	28,979,722.00	55,658,722.00
NTA	0.00	0.00	0.00
Working Fund	0.00	0.00	0.00
TRA	851,729.39	955,956.52	1,807,685.91
CDC	0.00	0.00	0.00
NCAA	0.00	0.00	0.00
Less: Notice of Transfer of Allocations (NTA) * Issued	0.00	0.00	0.00
Total Disbursement Authorities Available	27,530,729.39	29,935,678.52	57,466,407.91
Less:	0.00	0.00	0.00
Lapsed NCA	0.00	0.00	0.00
Disbursements	27,530,630.39	23,115,935.31	50,646,566.90
Less: Other Non-Cash Disbursements	0.00	0.00	0.00
Disbursements effected through outright deductions from claims	0.00	0.00	0.00
Overpayment of expenses (e.g. personnel benefits)	0.00	0.00	0.00
Restitution for loss of government property	0.00	0.00	0.00
Liquidated damages and similar claims	0.00	0.00	0.00
Others (e.g. TEF, BTR, Docs Stamp, etc.)	0.00	0.00	0.00
Add/Less: Adjustments (e.g. cancelled/staled checks)	0.00	0.00	0.00
Balance of Disbursement Authorities as at date	98.80	6,819,743.21	6,819,842.01
Total Disbursements Program	27,530,729.39	29,935,678.52	57,466,407.91
Less: *Actual Disbursements	27,530,630.39	23,115,935.31	50,646,566.90
(Over)/Under spending	98.80	6,819,743.21	6,819,842.01

Notes: * The use of NTA is discouraged
Note: ** Amounts should tally with the grand total disbursement (column 27).

Prepared by:

ERICK B. TORRES

Date:

Recommending Approval:

Date:

Approved:

ERICK B. TORRES

Date:

MONTHLY REPORT OF DISBURSEMENTS
For the month of March 2024

Department : Department of Education (DepEd)
 Agency/Entity : Office of the Secretary
 Operating Unit : Division of El Salvador City
 Organization Code (UACS) : 07 001 0810007
 Fund Cluster : 01 - Regular Agency Fund

Particulars	Current Year Budget					Prior Year's Budget					Current Year's Accounts Payable					TOTAL	SUB-TOTAL	Trust Liabilities				Grand Total						
	PS	MOOE	FinEx	CO	TOTAL	PS	MOOE	FinEx	CO	Sub-Total	PS	MOOE	FinEx	CO	Sub-Total			TOTAL	PS	MOOE	CO	TOTAL	PS	MOOE	FinEx	CO	TOTAL	
	1	2	3	4	5	6	7	8	9	10	11	12	13	14	15			16	17	18	19	20	21	22	23	24	25	26
CASH DISBURSEMENTS	18,339,581.25	290,248.44	0.00	0.00	18,629,829.69	565,019.17	680,478.47	0.00	665,513.87	2,241,012.31	0.00	0.00	0.00	0.00	0.00	2,241,012.31	20,867,842.00	0.00	0.00	0.00	0.00	18,931,800.42	970,727.91	0.00	0.00	965,513.87	20,867,842.00	
Notice of Cash Allocation (NCA)	18,339,581.25	290,248.44	0.00	0.00	18,629,829.69	565,019.17	680,478.47	0.00	665,513.87	2,241,012.31	0.00	0.00	0.00	0.00	0.00	2,241,012.31	20,867,842.00	0.00	0.00	0.00	0.00	18,931,800.42	970,727.91	0.00	0.00	965,513.87	20,867,842.00	
MDS Checks Issued	5,997,220.35	69,493.51	0.00	0.00	6,066,713.86	695,019.17	680,478.47	0.00	665,513.87	2,241,012.31	0.00	0.00	0.00	0.00	0.00	2,241,012.31	8,307,726.17	0.00	0.00	0.00	0.00	6,582,239.52	749,972.98	0.00	0.00	965,513.87	8,307,726.17	
Advice to Debit Account	12,339,360.90	220,754.93	0.00	0.00	12,560,115.83	0.00	0.00	0.00	0.00	0.00	0.00	0.00	0.00	0.00	0.00	0.00	12,560,115.83	0.00	0.00	0.00	0.00	12,339,360.90	220,754.93	0.00	0.00	0.00	12,560,115.83	
Notice of Transfer Allocations (NTA)	0.00	0.00	0.00	0.00	0.00	0.00	0.00	0.00	0.00	0.00	0.00	0.00	0.00	0.00	0.00	0.00	0.00	0.00	0.00	0.00	0.00	0.00	0.00	0.00	0.00	0.00	0.00	0.00
MDS Checks Issued	0.00	0.00	0.00	0.00	0.00	0.00	0.00	0.00	0.00	0.00	0.00	0.00	0.00	0.00	0.00	0.00	0.00	0.00	0.00	0.00	0.00	0.00	0.00	0.00	0.00	0.00	0.00	0.00
Advice to Debit Account	0.00	0.00	0.00	0.00	0.00	0.00	0.00	0.00	0.00	0.00	0.00	0.00	0.00	0.00	0.00	0.00	0.00	0.00	0.00	0.00	0.00	0.00	0.00	0.00	0.00	0.00	0.00	0.00
Working Fund for FAPs	0.00	0.00	0.00	0.00	0.00	0.00	0.00	0.00	0.00	0.00	0.00	0.00	0.00	0.00	0.00	0.00	0.00	0.00	0.00	0.00	0.00	0.00	0.00	0.00	0.00	0.00	0.00	0.00
Cash Disbursement Ceiling (CDC)	0.00	0.00	0.00	0.00	0.00	0.00	0.00	0.00	0.00	0.00	0.00	0.00	0.00	0.00	0.00	0.00	0.00	0.00	0.00	0.00	0.00	0.00	0.00	0.00	0.00	0.00	0.00	0.00
TOTAL CASH DISBURSEMENTS	18,339,581.25	290,248.44	0.00	0.00	18,629,829.69	665,019.17	680,478.47	0.00	665,513.87	2,241,012.31	0.00	0.00	0.00	0.00	0.00	2,241,012.31	20,867,842.00	0.00	0.00	0.00	0.00	18,931,800.42	970,727.91	0.00	0.00	965,513.87	20,867,842.00	
NON-CASH DISBURSEMENTS	741,808.14	88,802.45	0.00	0.00	828,210.59	0.00	42,183.52	0.00	91,744.51	133,928.03	0.00	0.00	0.00	0.00	0.00	133,928.03	962,138.82	0.00	0.00	0.00	0.00	741,808.14	128,785.87	0.00	0.00	91,744.51	962,138.82	
Tax Remittance Advices Issued (TRA)	741,808.14	88,802.45	0.00	0.00	828,210.59	0.00	42,183.52	0.00	91,744.51	133,928.03	0.00	0.00	0.00	0.00	0.00	133,928.03	962,138.82	0.00	0.00	0.00	0.00	741,808.14	128,785.87	0.00	0.00	91,744.51	962,138.82	
Non-Cash Advancement Authority (NCAA)	0.00	0.00	0.00	0.00	0.00	0.00	0.00	0.00	0.00	0.00	0.00	0.00	0.00	0.00	0.00	0.00	0.00	0.00	0.00	0.00	0.00	0.00	0.00	0.00	0.00	0.00	0.00	0.00
Disbursements effected through outright deductions from claims (please specify...)	0.00	0.00	0.00	0.00	0.00	0.00	0.00	0.00	0.00	0.00	0.00	0.00	0.00	0.00	0.00	0.00	0.00	0.00	0.00	0.00	0.00	0.00	0.00	0.00	0.00	0.00	0.00	0.00
Overpayment of expenses (e.g. personnel benefits)	0.00	0.00	0.00	0.00	0.00	0.00	0.00	0.00	0.00	0.00	0.00	0.00	0.00	0.00	0.00	0.00	0.00	0.00	0.00	0.00	0.00	0.00	0.00	0.00	0.00	0.00	0.00	0.00
Restitution for loss of government property	0.00	0.00	0.00	0.00	0.00	0.00	0.00	0.00	0.00	0.00	0.00	0.00	0.00	0.00	0.00	0.00	0.00	0.00	0.00	0.00	0.00	0.00	0.00	0.00	0.00	0.00	0.00	0.00
Liquidated damages and similar claims	0.00	0.00	0.00	0.00	0.00	0.00	0.00	0.00	0.00	0.00	0.00	0.00	0.00	0.00	0.00	0.00	0.00	0.00	0.00	0.00	0.00	0.00	0.00	0.00	0.00	0.00	0.00	0.00
Others (TEF, B/T, Documentary Stamp Tax, etc.)	0.00	0.00	0.00	0.00	0.00	0.00	0.00	0.00	0.00	0.00	0.00	0.00	0.00	0.00	0.00	0.00	0.00	0.00	0.00	0.00	0.00	0.00	0.00	0.00	0.00	0.00	0.00	0.00
TOTAL NON-CASH DISBURSEMENTS	741,808.14	88,802.45	0.00	0.00	828,210.59	0.00	42,183.52	0.00	91,744.51	133,928.03	0.00	0.00	0.00	0.00	0.00	133,928.03	962,138.82	0.00	0.00	0.00	0.00	741,808.14	128,785.87	0.00	0.00	91,744.51	962,138.82	
GRAND TOTAL	19,078,199.39	378,850.89	0.00	0.00	19,458,040.28	665,019.17	722,662.99	0.00	1,057,258.38	2,374,940.34	0.00	0.00	0.00	0.00	0.00	2,374,940.34	21,829,980.82	0.00	0.00	0.00	0.00	19,673,208.56	1,099,513.88	0.00	0.00	1,057,258.38	21,829,980.82	

SUMMARY

Particulars	Previous Report	This Month	As at Date
(1)	(2)	(3)	(4)
Total Disbursement Authorities Received	57,486,407.91	15,010,138.62	72,476,546.53
NCA	56,858,722.00	14,048,000.00	69,706,722.00
NTA	0.00	0.00	0.00
Working Fund	0.00	0.00	0.00
TRA	1,807,885.91	962,138.62	2,789,824.53
CDC	0.00	0.00	0.00
NCAA	0.00	0.00	0.00
Less: Notice of Transfer of Allocations (NTA) issued	0.00	0.00	0.00
Total Disbursement Authorities Available	57,486,407.91	15,010,138.62	72,476,546.53
Less:	0.00	0.00	0.00
Lapsed NCA	0.00	0.01	0.01
Disbursements	50,846,585.90	21,829,980.62	72,476,546.52
Less: Other Non-Cash Disbursements	0.00	0.00	0.00
Disbursements effected through outright deductions from claims	0.00	0.00	0.00
Overpayment of expenses (e.g. personnel benefits)	0.00	0.00	0.00
Restitution for loss of government property	0.00	0.00	0.00
Liquidated damages and similar claims	0.00	0.00	0.00
Others (e.g. TEF, B/T, Docs Stamp, etc.)	0.00	0.00	0.00
Add/Less: Adjustments (e.g. cancelled/stale checks)	0.00	0.00	0.00
Balance of Disbursement Authorities as at date	6,819,842.01	(6,819,842.01)	0.00
Total Disbursements Program	57,486,407.91	15,010,138.62	72,476,546.53
Less: Actual Disbursements	50,846,585.90	21,829,980.62	72,476,546.52
(Over)/Under spending	6,819,842.01	(6,819,842.00)	0.01

Notes: * The use of NTA is discouraged
 Notes: ** Amounts should tally with the grand total disbursement (column 27).

 ARCEL B. JANGAO
 Date: _____

Recommending Approval: _____

Date: _____

 RANDOLPH S. TORTOLA
 Date: _____

QUARTERLY REPORT OF REVENUE AND OTHER RECEIPTS

As at the Quarter Ending March 31, 2024

Department : Department of Education (DepEd)
 Agency/Entity : Office of the Secretary
 Operating Unit : Division of El Salvador City
 Organization Code (UACS) : 07 001 0810007
 Fund Cluster : 01 - Regular Agency Fund

Classification/Sources of Revenue and Other Receipts	UACS CODE	REVENUE TARGET (Annual) per BESF	Actual Revenue and Other Receipts Collections					Cumulative Remittance/Deposits to Date			Variance		
			1st Quarter Ending March 31	2nd Quarter Ending June 30	3rd Quarter Ending September 30	4th Quarter Ending December 31	Total	Remittance to BTr	Deposited with AGDB	Total	Amount	%	
1	2	3	4	5	6	7	8=(4+5+6+7)	9	10	11=(9+10)	12=(8-3)	13=(12/3)	14
Regular Agency Fund		0.00	204,579.67	0.00	0.00	0.00	204,579.67	46.93	0.00	46.93	204,579.67	0 %	
Non-Revenue Collections/Other Receipts		0.00	204,579.67	0.00	0.00	0.00	204,579.67	46.93	0.00	46.93	204,579.67	0 %	
Cash Receipts		0.00	46.93	0.00	0.00	0.00	46.93	46.93	0.00	46.93	46.93	0 %	
Others		0.00	46.93	0.00	0.00	0.00	46.93	46.93	0.00	46.93	46.93	0 %	
Basic Salary - Civilian	5010101001	0.00	46.93	0.00	0.00	0.00	46.93	46.93	0.00	46.93	46.93	0 %	
Non-Cash Receipts		0.00	204,532.74	0.00	0.00	0.00	204,532.74	0.00	0.00	0.00	204,532.74	0 %	
Collections effected through outright deductions from claims		0.00	204,532.74	0.00	0.00	0.00	204,532.74	0.00	0.00	0.00	204,532.74	0 %	
Cash - Constructive Income Remittance	1010408000	0.00	204,532.74	0.00	0.00	0.00	204,532.74	0.00	0.00	0.00	204,532.74	0 %	
GRAND TOTAL		0.00	204,579.67	0.00	0.00	0.00	204,579.67	46.93	0.00	46.93	204,579.67	0 %	

Certified Correct:

 MARCEL B. PANGAO
 Date: _____

Certified Correct:

 Date: _____

Recommending Approval By:

 Date: _____

Approved By:

 RANDOLPH B. TORTOLA
 Date: _____

QUARTERLY REPORT OF REVENUE AND OTHER RECEIPTS

As at the Quarter Ending March 31, 2024

Department : Department of Education (DepEd)
Agency/Entity : Office of the Secretary
Operating Unit : Division of El Salvador City
Organization Code (UACS) : 07 001 0810007
Fund Cluster : 07 - Trust Receipts

Classification/Sources of Revenue and Other Receipts	UACS CODE	REVENUE TARGET (Annual) per BESF	Actual Revenue and Other Receipts Collections					Cumulative Remittance/Deposits to Date			Variance		14
			1st Quarter Ending March 31	2nd Quarter Ending June 30	3rd Quarter Ending September 30	4th Quarter Ending December 31	Total	Remittance to BTr	Deposited with AGDB	Total	Amount	%	
1	2	3	4	5	6	7	8=(4+5+6+7)	9	10	11=(9+10)	12=(8-3)	13=(12/3)	
Trust Receipts		0.00	751,778.06	0.00	0.00	0.00	751,778.06	0.00	751,778.06	751,778.06	751,778.06	0 %	
Trust Receipts Deposited with Authorized Government Depository Banks (AGDB)		0.00	751,778.06	0.00	0.00	0.00	751,778.06	0.00	751,778.06	751,778.06	751,778.06	0 %	
Proceeds from sale of Bidding Documents		0.00	145,500.00	0.00	0.00	0.00	145,500.00	0.00	145,500.00	145,500.00	145,500.00	0 %	
Loans Collections from Provident loan		0.00	510,106.43	0.00	0.00	0.00	510,106.43	0.00	510,106.43	510,106.43	510,106.43	0 %	
Interest Income from Provident loan		0.00	96,171.63	0.00	0.00	0.00	96,171.63	0.00	96,171.63	96,171.63	96,171.63	0 %	
GRAND TOTAL		0.00	751,778.06	0.00	0.00	0.00	751,778.06	0.00	751,778.06	751,778.06	751,778.06	0 %	

Certified Correct:

 MARICEL B. MANGAO
 Date:

Certified Correct:

 Date:

Recommending Approval By:

 Date:

Approved By:

 RANDOLPH B. TORTOLA
 Date: